



# Yellow Products

## FACILITY ASSET PROTECTION



**New Products:  
Page 3**

**The Original  
Drop-In,  
Lift-Out Guardrail**



**Only Manufacturer  
with Continuous  
Welded Sleeves!**



### Save Your Assets

- People
- Products
- Equipment
- More

**"Save'ty"® Stand Guard Rails & Systems**



### Protecting The Supply Chain.



## We Deliver MORE Than Just Our Products!

### We Deliver PEACE OF MIND!

**W**ithout "Save"ty Yellow Products, you may be worrying more about safety issues than you should be.

You have invested in your business – equipment, inventory, and especially employees – to meet the needs of your customers. You don't want unexpected safety issues to cause you downtime, added expense, or personal injury. Let "Save"ty Yellow Products help protect your business and **SAVE YOUR ASSETS!**

Our products have been shown to protect employees, facilities, products, and equipment from impact with fork trucks, and do it better and at a lower cost! We have supplied products to facilities used by some of America's finest companies, including Amazon, U.S. Foods, Adidas, Home Depot, and General Electric.

Built on the foundation of "The Original **LIFT-OUT** Sleeve Design" guard rail system, "Save"ty Yellow Products has branched out to include facility protection, hand

rails, safety gates and more. We continue to develop new products to meet safety needs and also customize products for specific applications.

The products we manufacture are made in America, powder coated with certified lead-free paint, and stocked in Illinois.

We invite you to enjoy the peace of mind that comes from knowing that your business is protected 24/7. "Save"ty Yellow Products can help you do that!

– The Gentile Family

## The little things matter...



In Stock



Quality



Packaging

# New Additions

## Beam Pallet Stop



Available in flush mount, 3" or 6" overhang.



**NEW**

## New! Drop Down Dock Gate



Helps protect dock doors from damage. See page 24.

## Safety Flue Spacer



## Dock Stop Super Heavy Duty



**Dock Stop HD w/Mesh**, our strongest Dock Gate yet with a new addition! See page 17.

## Economy Outrigger, No Base



Attaches directly to rack. See page 8.

## Floor Pallet Stop



Helps protect material from hitting the wall. See page 12.

**Corner post****Inline post****Optional offset end post**

## **Ribbed Rail "Stand Guard"**

Our most popular item: the **Stand Guard** ribbed rail. "The Original **LIFT-OUT** Sleeve Design" reduces installation cost by half!

- Sleeves are welded to posts, **no costly brackets as an afterthought.**
- 4" posts with 10" x 10" x 1/2" base rated for impacts up to 10,000 lbs at 5 mph.\*
- 5" posts with 10" x 10" x 5/8" base rated for impacts up to 13,000 lbs at 5 mph.\*
- Painted steel caps are included with posts.
- Post heights: 18", 26" & 42".
- 10-gage, high-tensile steel rails fit either post.
- Rails are 2' through 10' in 1' increments.

**FULLY WELDED  
SLEEVES!**



**Offset  
posts  
are in  
stock.**



\*SEE BACK PAGE FOR DETAILS

# Guard Rails



Lite ribbed guard rail



Create a pedestrian walkway with Stand Guard Lite



Twin Rail



Quick Release LIFT-OUT design

## Lite Duty Guard Rail

"Stand Guard" Lite is designed for powered and manual stackers, electric pallet trucks, steel carts & hoppers, etc.

- A great alternative to high strength guard rail, with *The Original* **LIFT-OUT** Sleeve Design.
- Designed for heavy impacts up to 6,000 lbs. at 5 mph.\*
- 4" posts, 42" high, with 8" x 8" x 1/2" base.
- 14-gage, high-tensile steel rails are 2' through 10' in 1' increments.



## Twin Rail

- Stronger than handrail but less expensive than guardrail, designed for pedestrian control, with the drop-in/lift-out design we are known for.
- Create a mezzanine gate by utilizing the quick release pins.
- 44" Tall posts with a powder coated steel cap.
- Top rail is 42" high.
- **MEETS OSHA REQUIREMENTS**
- 3" x 3" posts, with a 6" x 6" x 1/2" base plate is rated for 3000 lbs. impact at 4 mph.\*
- 2" tall x 4" wide rail is 11-gage high-tensile steel.
- Available in 4' – 10' lengths.

\*SEE BACK PAGE FOR DETAILS



Slim & short models



Eagle™ – Velcro™ strap



The Original **LIFT-OUT** Sleeve Design is available in single-rail height



## Building and Mezzanine Column Protectors

Prevent damage to building support columns or mezzanine columns. From Eagle™ Mfg.

- **SHORT** Model is 24" tall x 24" wide for 6", 8", 10" & 12" columns, Yellow or Red.
- **SLIM** Model is 42" tall x 13" wide for 4", 5", & 6" columns, Yellow.
- **STANDARD** Model is 42" tall x 24" wide for 6", 8", 9" Round, 10", & 12" columns. Yellow standard, Lime Green or Orange with reflective tape also available.
- **FASTENERS** Velcro straps.
- **SHIPPING POINTS** Five shipping warehouses.
- Impact Rating – 8000 lbs @ 5 M.P.H."



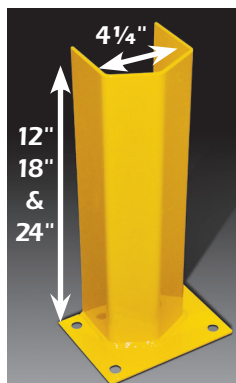
Style	Eagle™	Colors
SHORT	6", 8", 10", 12"	Yellow, Red
SLIM	4" - 6"	Yellow
STANDARD	6", 8", 9" Round, 10", 12"	Yellow, Orange, Lime Green
FASTENER	Velcro Strap	Black

## Protect Your Building Columns and Downspouts with Stand Guard Rail


Our most popular item: the **Stand Guard ribbed rail**. All welded **DROP-IN, LIFT-OUT** design standard.

- Sleeves are welded to posts, **no costly brackets as an afterthought.**
- Post heights: 18", 26" & 42"
- Rails are 2' through 10' in 1' increments.

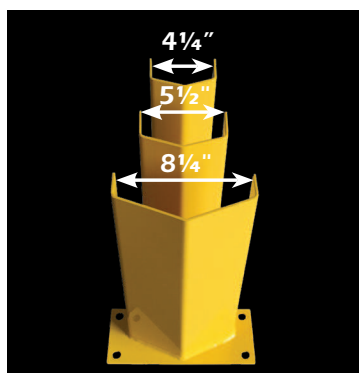
# Column Protectors



"V" face



Seismic



3 different heights & widths



Poly post protector



Corner Protector

**14,000  
In Stock!**

## Traditional Post Protectors

Traditional style post protection available in a "V" shape or formed face.

- Traditional style with four mounting holes.
- Choose from 12", 18", & 24" tall.
- Clear opening: 4 1/4".
- Anchors available upon request.

## Seismic Post Protectors

Seismic post protectors in "V" face style designed to fit around seismic footplates.

- Clear opening of 5 1/2" or 8 1/4".
- Choose from 12" or 24" tall.
- Base plate is 5" deep with four mounting holes.
- Anchors available upon request.

## Poly Post Protectors

Easy snap on installation.

- Fits 3" x 1 5/8" or 3" x 3" rack.
- 8" tall x 5 1/2" O.D. wide.
- Stackable.

## Corner Protector

- Protect corners.
- 4" x 4" x 18" tall.
- 3 mounting holes.
- Accepts 1/2" anchors.






Bolt On



No Anchor Bolt On



Side mount



Closed top for food industry

## Bolt On Post Protectors

Bolt-on post protectors add strength to frame column to prevent costly rack damage.

- Available in 18" tall with a clear opening 3 1/8".
- 3/16" thick wall.
- Optional hardware to attach to rack frame.
- Add strength to your upright.
- Mounting hole inside 1/4" thick bull nose.
- Accepts 5/8" anchor (additional).

## Economy Outrigger / No Base/Bolt to Frame

- 5" tall x 3" wide with a 3" bull nose 1/4" thick.
- 3/16" thick wall.
- Easy installation – bolts directly to rack frame.
- No anchoring needed!
- Also available in 12" and 18" heights.

## Side Mount Frame / Column Protectors

Stop damage at every level.

- Increase frame strength.
- No base plate to interfere when storing pallets.
- 3 1/4" clear opening.
- 12" and 24" tall with 2" hole spacing.
- Mounting hardware included.

## Food Industry Closed Top Post Protectors

New food industry closed Top Post/Column Protector


- 24" tall with closed top.
- Side mount with open/notched back for first beam level.
- 3 1/4" clear opening.
- 24" tall with 2" hole spacing.
- Mounting hardware included.



# Post Protectors




Outrigger post protector



1/4" or 3/8" in stock



Post Protector No Base



Patented

## Outrigger Post Protectors

Designed specifically for Outriggers.

- Choose from 1/4" or 3/8" thickness.
- 4" tall x 3.25" clear, or 5.5" available.
- One mounting hole behind face.
- Accepts 5/8" anchors.



## Post Protector No Base

- Formed from one plate of steel.
- Fits 4 1/4" or 5 1/2" clear opening.
- 3/4" clearance at the bottom.
- Accepts 1/2" anchors.



## Hidden Anchor Post Protectors


Rack column post protectors eliminate base plates.

- Bolt down model with bracket hardware.
- Energy absorbing design anchors securely in front & behind frame.
- 12" tall by 9" deep.
- Inside dimensions are 5" x 5".
- TAPCON anchors available upon request.

# End of Aisle Guards



Seismic option



Half curved end  
(right hand pictured)



Double E.O.A.



Feet facing rack

Rack Guard Round  
Protects your warehouse



Feet facing  
away from rack

## End of Aisle Rack Protection Curved End

Rack protection creates a visible guide through aisles and saves thousands in damage.

- Available in 42" & 48", single or double ends.
- Custom sizes available.
- Choose floor angle thicknesses of  $\frac{1}{2}$ ",  $\frac{3}{8}$ ", and  $\frac{1}{4}$ ".



## Rack Guard Round

Solid welded construction.


- Fits snug to frame
- Three  $\frac{1}{2}$ " thick feet create an overall height of 5"
- Fits between seismic foot plates up to 8" deep.
- 36", 42" or 48" O.A.L., with closed ends for structural integrity.
- Custom sizes available.
- Can be installed with feet facing aisle or rack.



# Pallet Guide\Stop and Rub Rail



Front tab removes pressure from hardware



Use as a pallet guide, reduces rack damage



Rub rail or rack reinforcement

## Pallet Guide / Stop

- Two products in one! – Keeps flue space clear and prevents damage to walls behind rack.
- 4" tall x ¼" thick steel bar with 10" return
- Available in 42", 45" (42" with 3" overhang), 48", and 51" (48" with 3" overhang).
- Mounts flush to double-end stud and weld nuts so that nothing "catches" on the hardware – see bottom of page 11 for hardware.
- Easy installation – hardware included.
- Creates additional reinforcement for the rack.
- Available without rear stop .

## Rub Rail

Prevents potential damage to crossbars and rack corners from pallets by creating a guide for pallets.

- 4" tall x ¼" thick steel bars.
- Available in 42" and 48".
- Mounted flush using double-end stud and weld nut so that nothing 'catches' on the hardware (see image below).
- Multiple bars can be used as bracing for the rack, providing reinforcement to the rack.
- Hardware included.



Mounting hardware

# Beam and Floor Pallet Stop

## Beam Pallet Stop



### **Stops pallets from entering flue spaces!**

- Fits 2.75" deep by 4.75" x 6.5" tall beam face.
- Secures waterfall type wire deck in place for 1.75" x 1.75" spacing.
- Easy installation—slides directly over beam.
- Available in flush mount, 3" or 6" overhang
- Can be made to fit other size wire spacing.
- Two different styles available—Secure with Bolt-Through or TekScrew.



**Scan to watch the Beam Pallet Stop in action on YouTube**



## Floor Pallet Stop


**Reduce damage to walls and protect product stored along the perimeter walls when placing pallets.**

- Easy installation! Only two ½" x 3" Tapcon anchors needed.
- Use on back-to-back situations to protect flue space. Use one or two per pallet.
- 3/8" thick steel, 7" W x 6" H x 4" D
- Anchors behind guard to prevent pallets from 'catching'.



# New Products

## Safety Flue Spacer




- 3" gap on both sides of the rack frame creates the required flue space.
- Available in 36", 42", and 48" as stock but custom lengths are available.
- Easy installation—mounts to front and rear of the frame with a T-bolt and flanged nut.
- Open or closed back frames, 1/2" hardware included.



T-Bolt

## Back of Rack



- Less costly, lower maintenance, faster, and stronger than netting.
- Bracket measures 6" off the frame.
- 10 gage thick brace is 4" tall, 97½" in length and is formed into a "C" channel secured by a ½" pin.
- Use multiple braces for loose carton areas.
- Stocked in 8' sections.

## Fabric Savety Gate



**Interior view — Looking outside through the fabric gate**

Our Fabric Savety Gate is perfect for dock doors that are often open. The Fabric Gate protects against unwanted visitors, insects, birds, and debris from entering the work area while allowing air to flow through. Our design allows for easy operation, requiring just 3 lbs of pull force to extend the gate.


- Accommodates doors from 8' – 16'
- High visibility
- Breathable fabric lets air circulate
- Small gap at base of the gate
- Easily retracts, requiring only 3 lbs of pull force
- Ratchet mechanism controls tension
- 48" tall
- **MEETS OSHA REQUIREMENTS.**
- Impact rating — 300 lbs @ 4 M.P.H.
- 300 lb. tear rating



**Exterior view of the fabric gate**



# Dock Gates



Rotating gates: widths from 4' to 14'



Open dock



Interior View



Exterior View

## Rotating Dock Gate

Provides security, creates awareness and fall protection.

- Mounts over a 42" tall bollard which is required.
- Choose widths from 4' to 14'.
- Install two gates to meet in the center to accommodate space restrictions if needed.
- Add an optional bollard with eyelet at the opposite end for security.
- **MEETS OSHA REQUIREMENTS.**



## Rolling Dock Safety Gate

Permits safe access in and out of the loading dock area with easy access and no lift and pinch hazards.

- Available in 10', and 12' sizes.
- Durable 1.66" O.D. steel.
- Powder coated safety yellow.
- **MEETS OSHA REQUIREMENTS.**
- Rolling design eliminates lifting and pinch hazards.
- Mounting hardware optional.
- Locking caster stops drift.
- Easy installation – anchor base in minutes and you're done.



# Dock Stop Lite

## Dock Stop Lite



Patent Pending



Slide Bar Handle and Locking Pin

### CREATE A REAL BARRIER

- Stop fork trucks from driving or backing off the dock
- Dock Stop includes two rotating arms
- Includes two 42" bollards with 10" x 10" x 1/2" base plates
- Locking slide bars with locking pin
- Impact rated for 4000 lbs at 4 mph\*
- 8', 9', 10', 11' and 12' door sizes in stock
- Built in height-levelers, so arms meet in the middle every time
- Powder coated safety yellow
- Include reflective 'Stop' signs



\*SEE BACK PAGE FOR DETAILS

# NEW! Dock Stop Super HD



- Impact rating – 30,000 lbs @ 4 m.p.h.
- Oversized 12" x 12" x 5/8" base plates with gussets for strength
- No pinch points when gate is closing
- 5" steel posts with offset baseplates
- Robust 1" pins support gate arms
- Adjustable wrap-around plate bolts to post to support gate arms
- Reinforced cross bar for strength behind panels
- **MEETS OSHA REQUIREMENTS.**



To watch the Dock Stop Super HD in action on YouTube, scan the QR code.





## Dock Door Gates

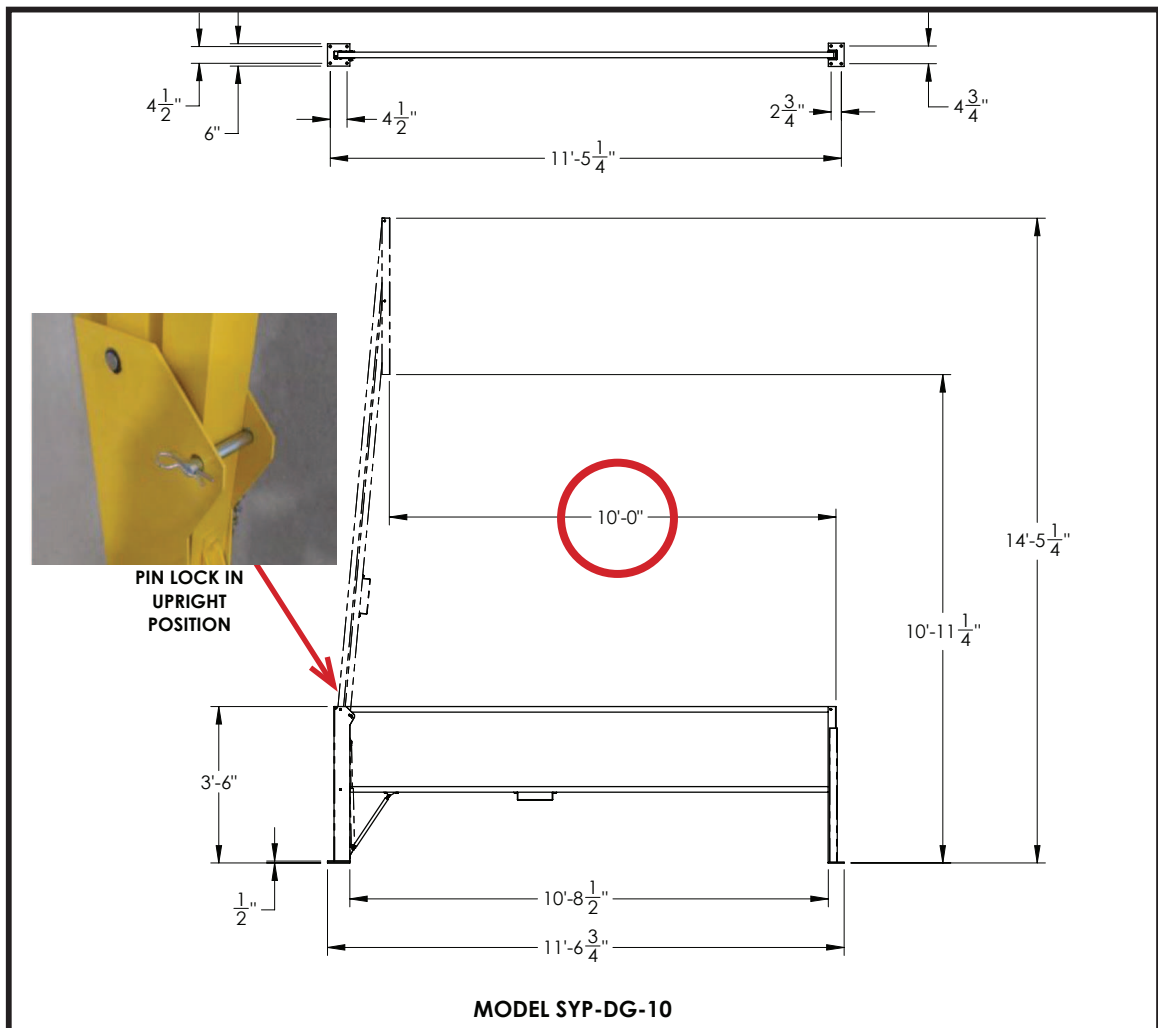
Ideal for overhead doors. Great visibility to prevent accidents.

The "Save"ty Yellow Dock Gate is fabricated and bolts to post creating visibility. It is an economical and simple solution to comply with OSHA fall protection.

- Available in an 8', 10' and 12' clear opening in open position.
- All sizes in stock.
- 42" tall at top of rail.
- New locking-pin design prevents gate from dropping.
- Air actuation cylinder holds gate open during deliveries or shipments.

Lift Gates: 8', 10' & 12' clear opening

▪ **MEETS OSHA REQUIREMENTS.**



# Hand Rails and Door Track



Indoor



Outdoor

## Hand Rails

Modular hand rail protects employees from entering areas that are unsafe.

- Rails are powder coated yellow for long lasting durability.
- Easy installation, simply assemble and anchor down.
- Easy replacement of damaged sections or relocation.
- Stocked sizes: 4', 6', and 8' sections; can be cut down in the field.
- 1.66" O.D.
- **MEETS OSHA REQUIREMENTS.**
- 42" tall standard, ADA available.
- Fittings for mezzanine installation available.
- 1/8" kick plate (4" x 2") – In Stock.

## Galvanized cast iron fittings



## Door Track Protectors

Door Track protects overhead door track from damage while placing or retrieving pallets.

- Available with or without safety bevel.
- Eliminates expensive service calls for door repair.
- Available without baseplate.
- Standard duty for fork truck and commercial applications.
- Full 7" depth, up to 14" available.
- 48" tall in stock.
- 3/16" material, 1/4" base
- 1/4" available

# Bollards



Stand Guard square bollards



Direct bury bollards

## Steel Bollards

Steel bollards protect a variety of facility assets.

- Surface mount to concrete or Direct Bury.
- **Economy** 4.5" O.D., Yellow or Red, 5.5" O.D., Yellow only, 24," 36" or 42" tall.
- **Standard** 4.5" O.D. 42" tall, Yellow with black plastic cap; or 6.5" O.D. 24", 36" or 42" tall, Yellow with welded top, available with welded eyelet.
- **Direct Bury** 5.5", 6.5" & 8.5" O.D. 84" tall, Yellow.
- **Square Bollard** 4" square tube. 42" tall with painted steel cap.

SAFETY PRODUCTS  
LEAD FREE  
PAINT  
MADE IN U.S.A.



←FAST DELIVERY

### SURFACE MOUNT

OD	HEIGHT	BASE	COLOR	TOP
4.5"	24", 36", 42"	8x8x1/4	Yellow	Plastic cap
5.5"	24", 36", 42"	8x8x1/4	Yellow	Plastic cap
6.5"	24", 36", 42"	9x9x1/2	Yellow	Welded

### IN GROUND BOLLARDS

OD	HEIGHT	BASE	COLOR	TOP
5.5"	84"	NONE	Yellow	OPEN
6.5"	84"	NONE	Yellow	OPEN
8.5"	84"	NONE	Yellow	OPEN



# Safety Swing Gates



Great for stair openings



Double gate has built-in stop



## Safety Swing Gates

Ideal for stair openings, ladders and platforms.

The "Save"ty Swing Gate bolts to existing rail opening to provide a one-way, self-closing gate. It is a simple and economical solution to comply with OSHA.

## Single and Double Gate

- Each gate has 5-10" of adjustability.
- Double Gate has built in stop.
- Single Gate requires a post for strike plate.
- Designed to fit hand railings.
- **MEETS OSHA REQUIREMENTS.**

Swing Gate No.	Fits Clear Opening	Swing Gate Part #	Fits Clear Opening
<b>SINGLE GATE</b>		<b>DOUBLE GATE</b>	
SYP-1520	15" - 20"	SYP-2030D	20" - 30"
SYP-2030	20" - 30"	SYP-3040D	30" - 40"
SYP-3040	30" - 40"	SYP-4060D	40" - 60"
SYP-4050	40" - 50"		



## Mezzanine Safety Gates

We have four different styles of Mezzanine gates available to meet your needs — all are designed with fall protection per OSHA guidelines!

### PickerPal Mezzanine Gates


- 6 self-closing arms, operate independently
- 4', 6', or 8' width
- Offset baseplate so skids don't get caught.
- Can be mounted in front of existing rail.
- "4', 6', and 8' in stock!"
- **MEETS OSHA REQUIREMENTS.**



PickerPal gate



Mounting Bracket

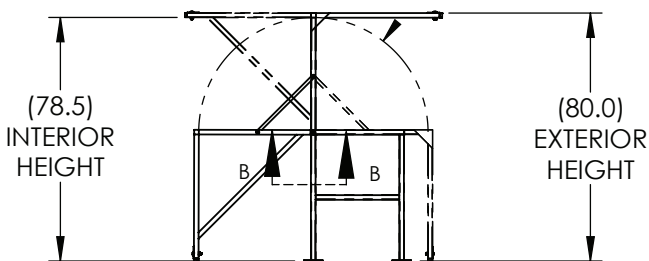


Offset Base Plate

# Mezzanine Gates



Pivot gate – open



Pivot gate – closed

## Pivot Gate

Single or double width gates.

- Choose from 60", 65", 72" 96" or 120" clear opening.
- 60" in stock!
- All welded tubular steel frame.
- Easily pivots to up or down position.
- Requires only 10-20 lbs. of lift force.
- Made to order to fit your specific opening.
- **Ships mostly assembled** – minor assembly required upon receiving and simply anchor to mezzanine floor.
- Adjustable kickplate and rubber feet.
- **MEETS OSHA REQUIREMENTS.**



Ships on a skid

## Mezzanine Fabric Gate

Retractable safety barrier gate for mezzanines.

- 48", 60", and 72" clear opening available.
- Strong PVC mesh has a 300 lb. tear rating.
- Safety Yellow for high visibility.
- **MEETS OSHA FALL PROTECTION.**
- Requires 10" addition for installation.



## Drop Down Dock Gate

**That stops drivers from pushing product through the door panels**

- Simply lower the arms; one side rests inside the other.
- 8 anchors and you're done.
- Adjustable sizes from 9' – 12'.
- Rubber feet reduce floor damage and make for a quiet installation.
- Includes a stop sign to gain drivers attention.



# Additional Facility Protection



## Blue Light

Increase warehouse safety by adding a Blue Light to increase visibility and awareness of fork trucks.

- Mount to fork truck (front or rear).
- Hardware and 12" wire lead provided.
- 5 bright LED lights create 400 Lumens of bright blue light in the path of the fork truck (subject to change).



## Fork Extension Bracket

Stop looking for a place to put your fork extensions!

- Holds up to 3 fork blade extensions.
- Can be wall or rack mounted, hardware not included.
- Solid high tensile steel construction for long-lasting durability.
- Measures 6" wide x 8" tall, hook extends out 5".
- Powder coated Savety Yellow.




## Thermostat Guard

- Reduce damage to your controls.
- Protect any control box mounted to a building column – fan switches, thermostats, and light switches.
- Mounts in minutes with 8 pre-drilled mounting holes. Simply Tek screw to your column and you're done!
- Available to fit 10" or 12" columns.


## Bollard Sleeves

- Made using a 1/8" thick High Density Polyethylene plastic, the sleeves are designed to absorb impact.
- Mounting kit included at no charge – easy installation.
- Dropship direct to your customer.
- Sleeves can be cut to size at no charge.
- Stripes are optional




Flat Top


Flat Top	
I.D.	Height
4.5"	52"
4.5"	64"
7"	52"
7"	60"
7"	72"
8-7/8"	72"
8-7/8"	60"
11-1/3"	60"



Protect vulnerable access points



Building Column & Downspout Guard Rail




See pages 4 and 21



See page 15

# Our Products at Work



Perimeter protection and rack guard



Custom products available



Twin rail




Drive thru rack protection



Hand rail



Strong end of aisle rack protection with offset baseplates



Create a safe passage



# Yellow Products

TOLL FREE: 877-728-3891 ▪ Local: 630-293-8013 ▪ Fax: 630-876-1993  
3550 Legacy Blvd. ▪ St. Charles, IL 60174 ▪ [sales@save-ty.com](mailto:sales@save-ty.com)  
[www.save-ty.com](http://www.save-ty.com)



## New Dealers Welcome!

**W**hile we have many dealers around the country, there's room for more! As a "Save'ty Yellow Products" dealer you can expect sales support in a number of ways.

✓ "Save'ty Yellow Products" has manufacturer's reps who can provide sales training as well as help with specific applications.

✓ Literature is available, both in print and pdf files.

✓ A Power Point presentation is available for dealer use.

✓ Our products are advertised nationally.

Call for more information or for a quote. We are always open to discuss special applications.

**Impact Ratings\*** Impact ratings are determined by a third-party testing company and include manufacturers supplied hardware, installed according to hardware manufacturers instructions, to desired torque, utilizing all mounting holes provided, with concrete that has a minimum PSI of 4000 lbs., cracked or uncracked. Ratings are reduced when installed over asphalt.



At Savety Yellow, we're proud to manufacture high-quality safety products and create jobs right here in the U.S., and we're equally proud to give back where we can. A portion of our profits is donated to organizations that support veterans, families in need, and global medical aid. It's our way of quietly paying it forward and contributing to causes that make a difference.



MEDECINS SANS FRONTIERES  
DOCTORS WITHOUT BORDERS

